






FISH RESTAURANT
PORTO MALTESE



-  COLUMN
-  MAX. CONSTRUCTION HEIGHT 6.50M
-  RESTRICTED HEIGHT
MAX. CONSTRUCTION HEIGHT 3.50M
-  MAXIMUM FLOOR LOADING 3.5T/M²
(SUBJECT TO CONFIRMATION)

-  RESERVED
-  Feature Area



MAIN ENTRANCE / REGISTRATION